

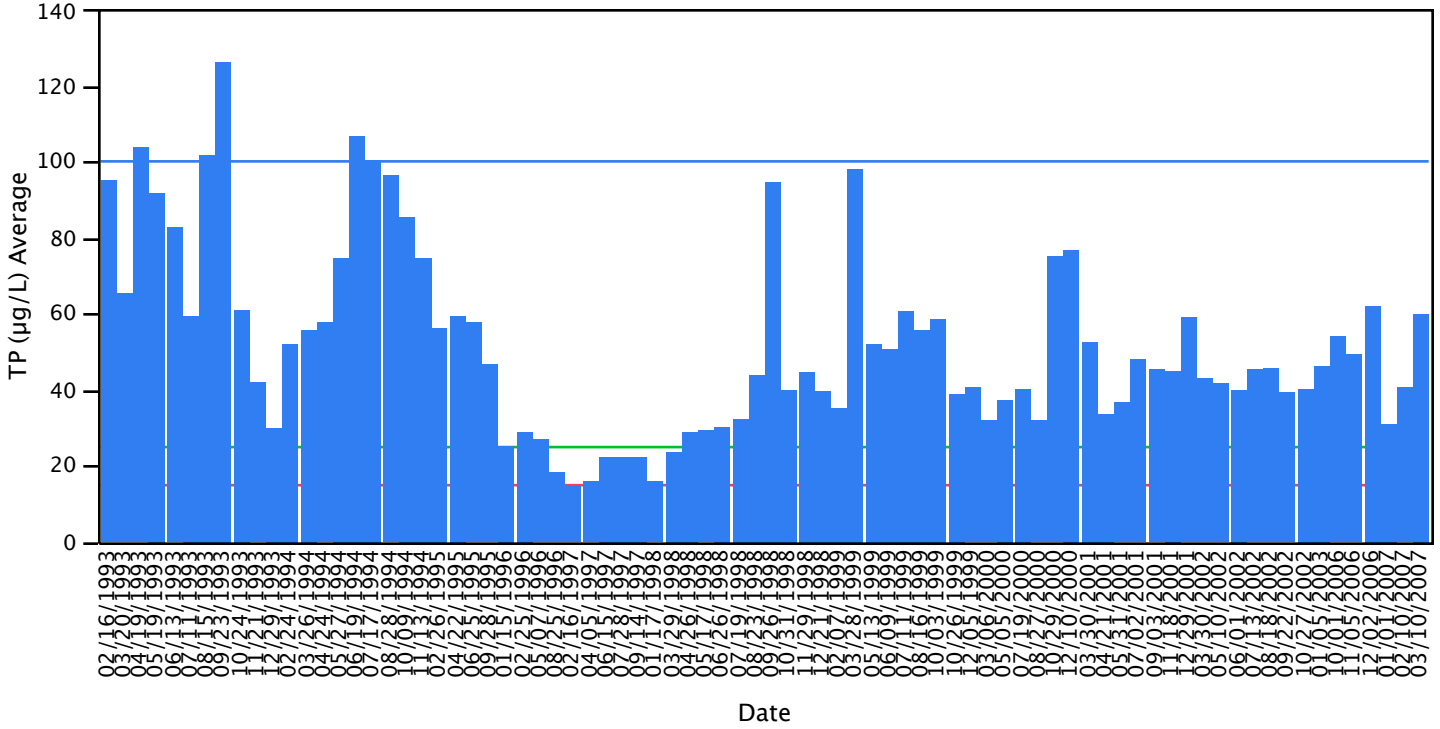
Leon Blairstone TP ( $\mu\text{g/L}$ )				
Date	Station 1	Station 2	Station 3	Lake Average
02/16/1993	118	87	80	95.0
03/20/1993	71	61	64	65.3
04/19/1993	95	118	98	103.7
05/19/1993	89	93	93	91.7
06/13/1993	82	82	84	82.7
07/11/1993	55	60	63	59.3
08/15/1993	91	103	111	101.7
09/23/1993	127	126	127	126.7
10/24/1993	63	60	60	61.0
11/21/1993	48	39	39	42.0
12/29/1993	23	36	31	30.0
02/24/1994	52	50	54	52.0
03/26/1994	51	63	53	55.7
04/24/1994	55	62	56	57.7
05/27/1994	74	75	75	74.7
06/19/1994	106	109	105	106.7
07/17/1994	105	99	97	100.3
08/28/1994	96	99	94	96.3
10/09/1994	94	86	76	85.3
11/13/1994	87	75	62	74.7
02/26/1995	53	62	54	56.3
04/22/1995	57	61	60	59.3
06/25/1995	55	54	64	57.7
09/28/1995	48	46	46	46.7
01/15/1996	25	25	26	25.3
02/25/1996	26	30	31	29.0
05/07/1996	26	26	29	27.0
08/25/1996	15	15	25	18.3
02/16/1997	15	15	14	14.7
04/05/1997	14	16	18	16.0
06/15/1997	21	20	26	22.3
07/28/1997	20	23	24	22.3
09/14/1997	19	22	26	22.3
01/17/1998	16	17	15	16.0
03/29/1998	23	23	25	23.7
04/26/1998	25	33	29	29.0
05/17/1998	31	26	31	29.3
06/26/1998	28	29	34	30.3
07/19/1998	33	30	34	32.3
08/23/1998	.	45	43	44.0
09/26/1998	91	88	105	94.7
10/31/1998	37	47	36	40.0
11/29/1998	44	55	35	44.7
12/21/1998	38	43	38	39.7
02/07/1999	37	33	36	35.3
03/28/1999	107	115	72	98.0
05/13/1999	48	57	51	52.0
06/09/1999	52	49	51	50.7
07/11/1999	62	66	54	60.7
08/16/1999	55	59	53	55.7
10/03/1999	61	61	54	58.7
10/26/1999	40	43	34	39.0
12/05/1999	34	56	32	40.7
03/06/2000	30	35	31	32.0
05/05/2000	38	38	36	37.3
07/19/2000	41	42	38	40.3
08/27/2000	31	32	33	32.0
10/29/2000	88	69	68	75.0
12/10/2000	76	83	71	76.7
03/30/2001	46	55	57	52.7
04/21/2001	34	33	34	33.7
05/31/2001	33	41	36	36.7

**Leon Blairstone TP ( $\mu\text{g/L}$ )**

Date	Station 1	Station 2	Station 3	Lake Average
07/02/2001	47	46	51	48.0
09/03/2001	41	46	49	45.3
11/18/2001	43	48	44	45.0
12/29/2001	49	28	100	59.0
03/30/2002	45	43	41	43.0
05/10/2002	35	43	47	41.7
06/01/2002	35	42	43	40.0
07/13/2002	46	50	40	45.3
08/18/2002	46	50	41	45.7
09/22/2002	33	44	41	39.3
10/27/2002	37	40	44	40.3
01/05/2003	40	50	49	46.3
10/01/2006	56	51	55	54.0
11/05/2006	51	46	51	49.3
12/02/2006	63	61	.	62.0
01/01/2007	32	31	30	31.0
02/10/2007	31	48	43	40.7
03/10/2007	.	.	60	60.0

**Leon: Blairstone TP ( $\mu\text{g/L}$ )**

TP ( $\mu\text{g/L}$ ) : Oligotrophic (<15) Mesotrophic (15-25) Eutrophic (25-100)  
 Hypereutrophic (> 100)



Leon Blairstone TN ( $\mu\text{g/L}$ )

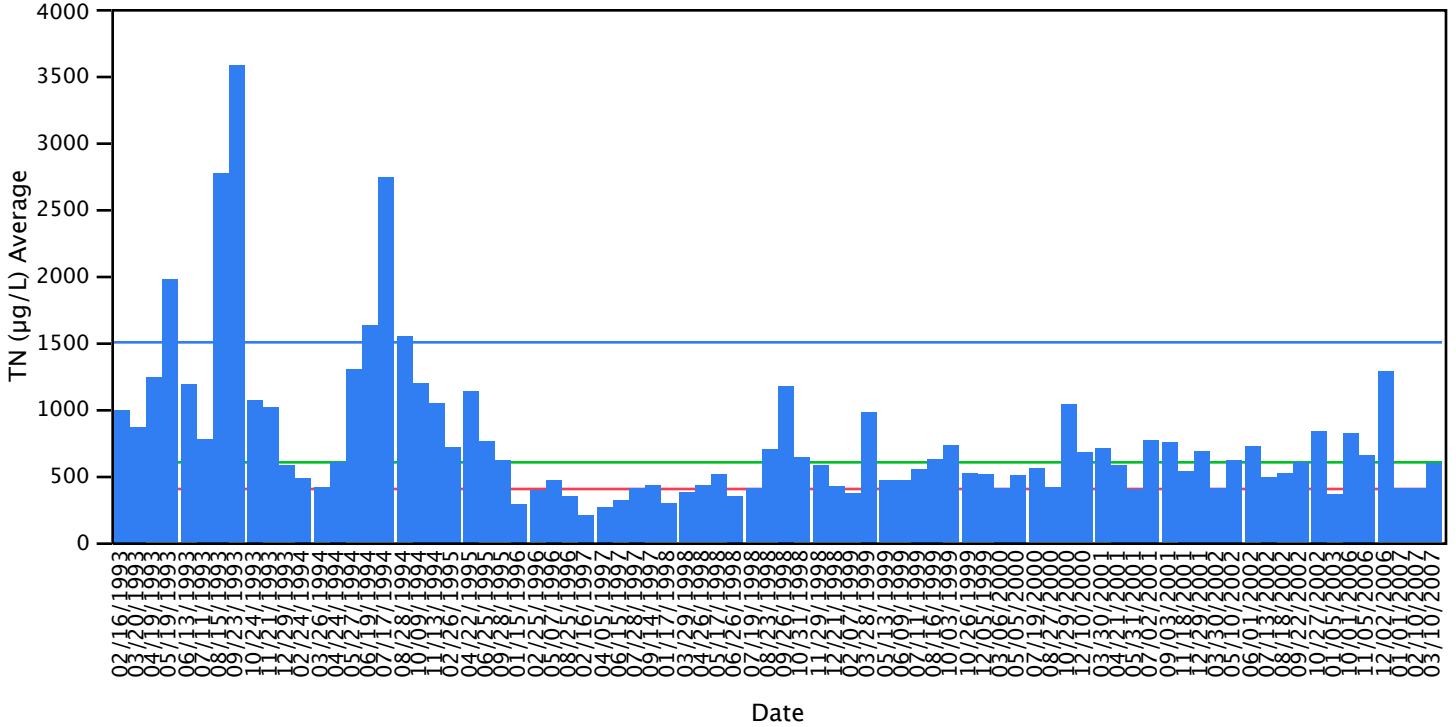
Date	Station 1	Station 2	Station 3	Lake Average
02/16/1993	1170	900	910	993.3
03/20/1993	920	820	850	863.3
04/19/1993	1130	1450	1130	1236.7
05/19/1993	1960	2030	1920	1970.0
06/13/1993	1150	1210	1190	1183.3
07/11/1993	750	810	760	773.3
08/15/1993	2720	2820	2770	2770.0
09/23/1993	3560	3610	3580	3583.3
10/24/1993	1060	1070	1070	1066.7
11/21/1993	1050	990	990	1010.0
12/29/1993	530	580	620	576.7
02/24/1994	470	440	540	483.3
03/26/1994	430	420	380	410.0
04/24/1994	610	610	590	603.3
05/27/1994	1270	1300	1320	1296.7
06/19/1994	1620	1600	1660	1626.7
07/17/1994	2850	2680	2680	2736.7
08/28/1994	1610	1500	1520	1543.3
10/09/1994	1350	1240	1000	1196.7
11/13/1994	1170	1010	950	1043.3
02/26/1995	750	720	670	713.3
04/22/1995	1170	1140	1100	1136.7
06/25/1995	720	730	820	756.7
09/28/1995	660	570	610	613.3
01/15/1996	320	240	300	286.7
02/25/1996	420	350	400	390.0
05/07/1996	440	440	520	466.7
08/25/1996	380	280	370	343.3
02/16/1997	220	210	190	206.7
04/05/1997	210	290	290	263.3
06/15/1997	340	240	360	313.3
07/28/1997	500	410	310	406.7
09/14/1997	400	440	440	426.7
01/17/1998	220	310	340	290.0
03/29/1998	340	360	420	373.3
04/26/1998	450	430	400	426.7
05/17/1998	540	450	540	510.0
06/26/1998	390	320	330	346.7
07/19/1998	450	410	350	403.3
08/23/1998	.	710	680	695.0
09/26/1998	1160	1060	1300	1173.3
10/31/1998	680	590	640	636.7
11/29/1998	640	650	440	576.7
12/21/1998	470	380	410	420.0
02/07/1999	390	340	370	366.7
03/28/1999	1110	1110	710	976.7
05/13/1999	530	430	430	463.3
06/09/1999	540	380	470	463.3
07/11/1999	530	590	530	550.0
08/16/1999	650	600	630	626.7
10/03/1999	790	750	640	726.7
10/26/1999	600	500	450	516.7
12/05/1999	430	570	530	510.0
03/06/2000	410	420	390	406.7
05/05/2000	490	520	500	503.3
07/19/2000	510	560	590	553.3
08/27/2000	400	400	430	410.0
10/29/2000	1120	940	1040	1033.3
12/10/2000	690	710	620	673.3
03/30/2001	690	710	710	703.3
04/21/2001	630	530	580	580.0
05/31/2001	390	350	460	400.0

**Leon Blirstone TN ( $\mu\text{g/L}$ )**

Date	Station 1	Station 2	Station 3	Lake Average
07/02/2001	800	730	770	766.7
09/03/2001	880	710	660	750.0
11/18/2001	470	560	570	533.3
12/29/2001	640	330	1090	686.7
03/30/2002	440	350	430	406.7
05/10/2002	570	600	680	616.7
06/01/2002	770	680	710	720.0
07/13/2002	500	550	420	490.0
08/18/2002	500	560	490	516.7
09/22/2002	500	680	620	600.0
10/27/2002	840	790	880	836.7
01/05/2003	450	310	320	360.0
10/01/2006	830	810	820	820.0
11/05/2006	650	650	670	656.7
12/02/2006	1270	1290	.	1280.0
01/01/2007	430	410	370	403.3
02/10/2007	320	500	390	403.3
03/10/2007	.	.	590	590.0

**Leon: Blairstone TN ( $\mu\text{g/L}$ )**

TN ( $\mu\text{g/L}$ ) : Oligotrophic (<400) Mesotrophic (400–600) Eutrophic (600–1500)  
Hypereutrophic (> 1500)



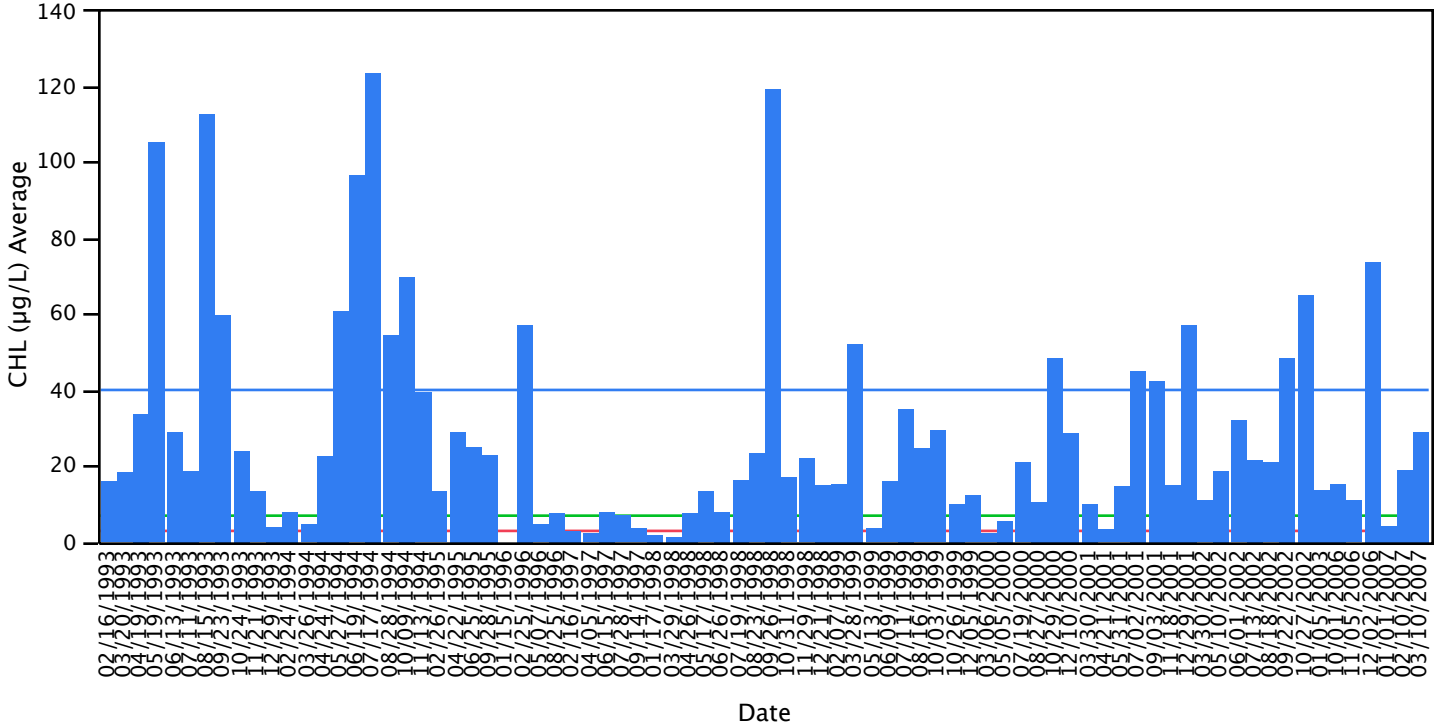
Leon Blairstone CHL ( $\mu\text{g/L}$ )				
Date	Station 1	Station 2	Station 3	Lake Average
02/16/1993	16	13	19	16.0
03/20/1993	19	18	18	18.3
04/19/1993	32	34	35	33.7
05/19/1993	103	108	104	105.0
06/13/1993	35	20	32	29.0
07/11/1993	18	19	19	18.7
08/15/1993	109	116	112	112.3
09/23/1993	58	54	67	59.7
10/24/1993	26	23	23	24.0
11/21/1993	13	14	13	13.3
12/29/1993	5	3	4	4.0
02/24/1994	8	8	8	8.0
03/26/1994	4	5	5	4.7
04/24/1994	21	24	23	22.7
05/27/1994	61	62	59	60.7
06/19/1994	100	95	94	96.3
07/17/1994	128	119	124	123.7
08/28/1994	49	65	49	54.3
10/09/1994	84	64	61	69.7
11/13/1994	40	42	36	39.3
02/26/1995	13	14	13	13.3
04/22/1995	13	47	27	29.0
06/25/1995	27	23	25	25.0
09/28/1995	24	24	21	23.0
01/15/1996	.	.	.	.
02/25/1996	47	33	91	57.0
05/07/1996	6	4	4	4.7
08/25/1996	5	4	14	7.7
02/16/1997	3	3	3	3.0
04/05/1997	3	2	2	2.3
06/15/1997	7	8	9	8.0
07/28/1997	7	8	6	7.0
09/14/1997	4	4	3	3.7
01/17/1998	2	2	2	2.0
03/29/1998	2	1	1	1.3
04/26/1998	9	5	9	7.7
05/17/1998	9	8	23	13.3
06/26/1998	8	8	8	8.0
07/19/1998	18	16	15	16.3
08/23/1998	22	24	24	23.3
09/26/1998	96	124	137	119.0
10/31/1998	27	16	8	17.0
11/29/1998	29	26	11	22.0
12/21/1998	20	15	10	15.0
02/07/1999	15	15	16	15.3
03/28/1999	52	.	.	52.0
05/13/1999	4	3	4	3.7
06/09/1999	20	14	14	16.0
07/11/1999	40	33	32	35.0
08/16/1999	28	25	21	24.7
10/03/1999	39	30	19	29.3
10/26/1999	11	9	10	10.0
12/05/1999	12	19	6	12.3
03/06/2000	2	3	2	2.3
05/05/2000	6	6	5	5.7
07/19/2000	21	21	21	21.0
08/27/2000	10	11	11	10.7
10/29/2000	51	50	44	48.3
12/10/2000	42	22	22	28.7
03/30/2001	8	8	14	10.0
04/21/2001	4	3	3	3.3
05/31/2001	15	14	15	14.7

**Leon Blairstone CHL ( $\mu\text{g/L}$ )**

Date	Station 1	Station 2	Station 3	Lake Average
07/02/2001	46	44	.	45.0
09/03/2001	44	39	44	42.3
11/18/2001	15	14	16	15.0
12/29/2001	47	18	106	57.0
03/30/2002	11	10	12	11.0
05/10/2002	19	19	18	18.7
06/01/2002	34	31	31	32.0
07/13/2002	23	28	14	21.7
08/18/2002	16	24	23	21.0
09/22/2002	44	48	53	48.3
10/27/2002	73	58	64	65.0
01/05/2003	17	12	12	13.7
10/01/2006	17	15	14	15.3
11/05/2006	11	11	11	11.0
12/02/2006	70	73	78	73.7
01/01/2007	5	3	5	4.3
02/10/2007	.	19	.	19.0
03/10/2007	48	.	10	29.0

**Leon: Blairstone CHL ( $\mu\text{g/L}$ )**

CHL ( $\mu\text{g/L}$ ) : Oligotrophic (<3) Mesotrophic (3-7) Eutrophic (7-40) Hypereutrophic (> 40)



## Leon Blairstone SECCHI (ft)

Date	Station 1	Station 2	Station 3	Lake Average
02/16/1993	2.8	3	3	2.9
03/20/1993	2.8	3	2.8	2.9
04/19/1993	1.5	1.3	1.3	1.4
05/19/1993	1.1	1.1	1.1	1.1
06/13/1993	1.8	1.5	1.5	1.6
07/11/1993	3	2.5	2.5	2.7
08/15/1993	1.3	1	1	1.1
09/23/1993	2	2	1.8	1.9
10/24/1993	2	2	2.2	2.1
11/21/1993	3.3	.	3	3.2
12/29/1993	.	.	.	.
02/24/1994	3	3	3	3.0
03/26/1994	.	.	.	.
04/24/1994	2.5	3	3	2.8
05/27/1994	1.8	1.5	1.8	1.7
06/19/1994	1.5	1.5	1.5	1.5
07/17/1994	1	1	1.3	1.1
08/28/1994	2.3	2.3	2.5	2.4
10/09/1994	1	2	2	1.7
11/13/1994	1.8	1.8	1.8	1.8
02/26/1995	3.5	3.5	3.5	3.5
04/22/1995	2	2	1.4	1.8
06/25/1995	3	3	3	3.0
09/28/1995	3	3	3	3.0
01/15/1996	.	.	.	.
02/25/1996	.	.	.	.
05/07/1996	.	.	.	.
08/25/1996	.	.	.	.
02/16/1997	.	.	.	.
04/05/1997	.	.	.	.
06/15/1997	.	.	.	.
07/28/1997	.	.	.	.
09/14/1997	.	.	.	.
01/17/1998	.	.	.	.
03/29/1998	.	.	.	.
04/26/1998	.	.	.	.
05/17/1998	.	.	.	.
06/26/1998	.	.	.	.
07/19/1998	4.2	4.2	4.5	4.3
08/23/1998	4.5	4.3	3.8	4.2
09/26/1998	3.6	3.6	3.3	3.5
10/31/1998	.	.	.	.
11/29/1998	3.8	3	.	3.4
12/21/1998	.	.	.	.
02/07/1999	.	.	.	.
03/28/1999	4.1	3	3.5	3.5
05/13/1999	2	2	2	2.0
06/09/1999	2	2	2.5	2.2
07/11/1999	3	3	3.5	3.2
08/16/1999	3.1	3.1	3	3.1
10/03/1999	2.6	3	3	2.9
10/26/1999	4	4	.	4.0
12/05/1999	.	.	.	.
03/06/2000	4	4	.	4.0
05/05/2000	.	.	.	.
07/19/2000	3	3	.	3.0
08/27/2000	4.6	4.6	4	4.4
10/29/2000	2	2	2	2.0
12/10/2000	.	.	.	.
03/30/2001	.	.	.	.
04/21/2001	.	.	.	.
05/31/2001	4	4	.	4.0

**Leon Blairstone SECCHI (ft)**

Date	Station 1	Station 2	Station 3	Lake Average
07/02/2001	3.8	3.8	3.3	3.6
09/03/2001	2.8	2.8	3.8	3.1
11/18/2001	2.8	2.8	2.8	2.8
12/29/2001	.	.	3.6	3.6
03/30/2002	4.2	4.2	.	4.2
05/10/2002	3	3	3	3.0
06/01/2002	2.4	2.4	2.4	2.4
07/13/2002	3.5	3.5	.	3.5
08/18/2002	3.8	3.8	3.8	3.8
09/22/2002	2.8	2.8	2.8	2.8
10/27/2002	2.5	2.6	2.5	2.5
01/05/2003	.	.	.	.
10/01/2006	2.5	2.8	2.8	2.7
11/05/2006	3.5	3	3.5	3.3
12/02/2006	2	2	2	2.0
01/01/2007	3	.	3	3.0
02/10/2007	.	.	.	.
03/10/2007	.	.	.	.

**Leon: Blirstone SECCHI (ft)**

SECCHI (ft) : Oligotrophic (>13.1) Mesotrophic (13.1-8.2) Eutrophic (8.2-3.2)  
 Hypereutrophic (< 3.2)

